

IN PRE-K AND KINDER

AN ADVENTURE IN CODING

Ruth Hanson and Christine Wardwell
Duchesne Academy

Presentation at:

houstoncode.weebly.com/beebots



WHY DID WE CHOSE BEE-BOTS

- Wanted a “hands on” coding experience
- Logical thinking – basis of coding
- Discovering and creating step by step directions
- Bright and Colorful
- Easy to use and durable




BEE-BOTS AND PRE-K/KINDER CURRICULUM

- All subjects can be applied
- Easy to differentiate – all students can enjoy and learn
- Can be as easy or difficult as you want to make it
- Engages everyone - even the most distractible student
- Big bang for your buck!!



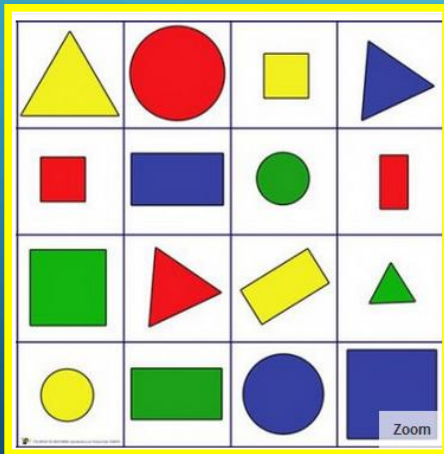





HOUR OF CODE AND BEE-BOT FEST



BEE-BOT MATS



COSTS

- 1 BEEBOTS - \$89
- DOCKING STATION (HIVE), 6 BEEBOTS, BACKPACK - \$600
- MATS – \$30-\$50

*The docking station or “hive” is very convenient. Without the hive, you have to plug in each BeeBot into a computer to charge.

*Charge lasts for a LONG time!



BEE-BOT RESOURCES



- <https://www.bee-bot.us/>
 - Bee-Bots, mats, curriculum
- Resources for curriculum and classroom:
 - <http://www.earlylearninghq.org.uk/themes/themed-bee-bot-mats/> Cards
 - <http://www.primarytreasurechest.com/bee-bot-resources.html> Jackets, Location markers
 - <http://www.communication4all.co.uk/http/beebot.htm> Mats and Cards
 - <http://www.sparklebox.co.uk/topic/computers-technology/15x15/#.WCCVa8k3ePV>
 - Themed cards, directional cards, card template
 - <https://www.focuseducational.com/product/bee-bot-lesson-activities-1/26> Paid activities

PRESENTER INFO

- Ruth Hanson – Educational Technologist Duchesne Academy
- ruth.hanson@duchesne.org
- Christine Wardwell – Pre-K4 Teacher Duchesne Academy
- christine.wardwell@duchesne.org